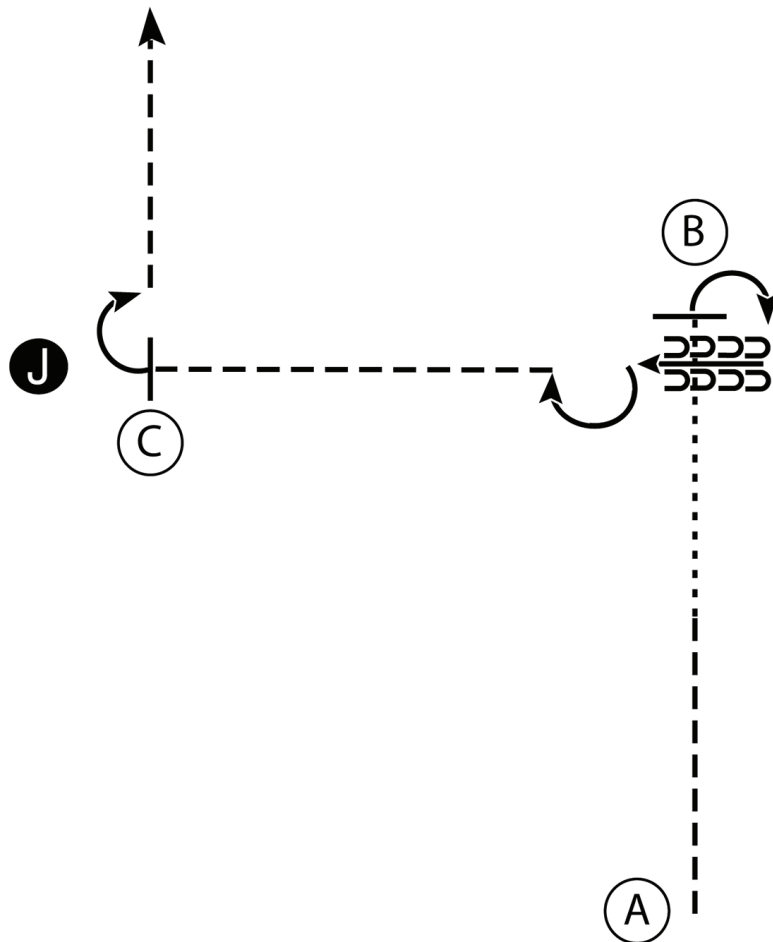


DQHA Team Cup Verden

Showmanship (Youth/Amateur)

Show Date: 12/13.Sept.2009



1. Trot from A half way to B.
2. Break to walk and walk to B.
3. Stop and perform a 90 degree turn.
4. Back four steps and perform a 180 degree turn.
5. Trot to C. Stop and set up for inspection.
6. When dismissed perform a 90 degree turn.
7. Trot to line-up.

Walk
Trot	- - - - -
Back	← ↖ ↖ ↖ ↖ ↖ ↖ ↖
Marker	ⓑ
Judge	ⓐ

[S/3-9]

Pattern Provided by:
Hubertus Jagfeld

w w w . H o r s e S h o w P a t t e r n s . c o m

w w w . H o r s e S h o w P a t t e r n s . c o m

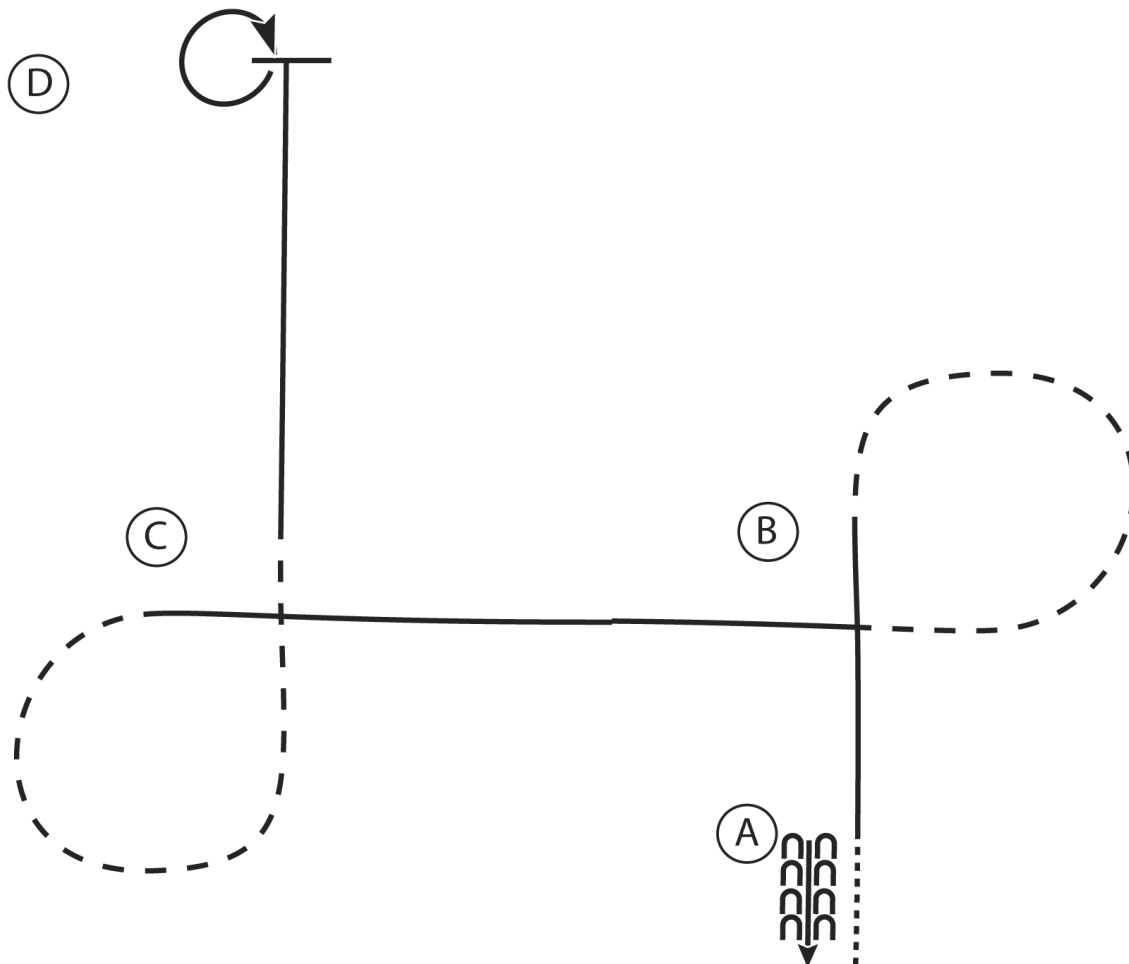
DQHA Team Cup Verden

Hunt Seat Equitation (Youth/Amateur)

Show Date: 12/13.Sept.2009

www.HorseShowPatterns.com

www.HorseShowPatterns.com



1. At A back 4 steps
2. Walk to A
3. Canter on the left lead A to B
4. At B posting trot circle to the right on the left diagonal
5. At B canter on the right lead to C
6. At C posting trot circle to the left on the right diagonal
7. At C extended canter to D on the right lead
8. Stop at D and perform a 360 degree turn to the right on the hindquarter

Walk
Trot	-----
Extended Trot	-----
Canter	—————
Leg Yield	
Lead Change	↘
Back	←←← C C C
Marker	(B)
Sidepass	←←←

[HSE/3-2]

Pattern Provided by:

Hubertus Jagfeld

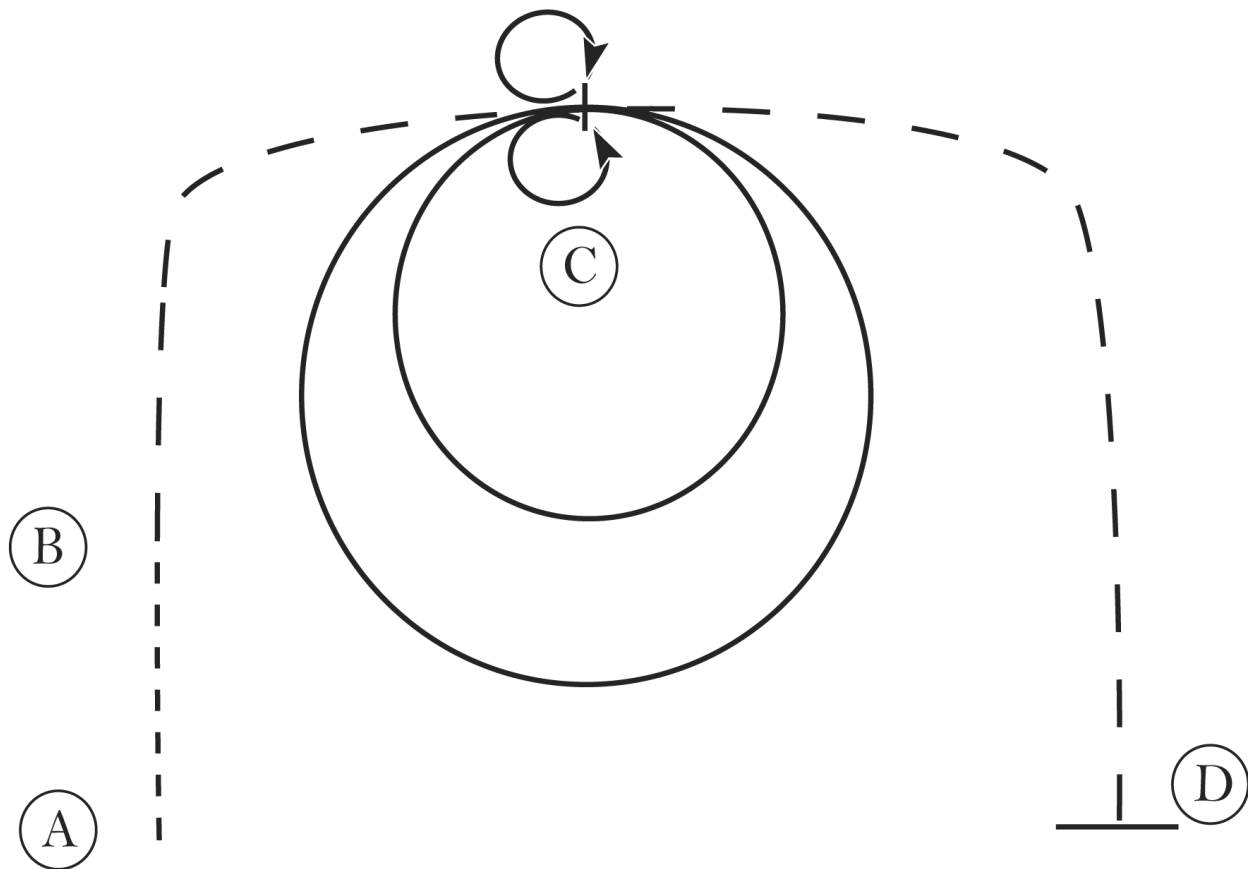
DQHA Team Cup Verden

Western Horsemanship (Youth/Amateur)

Show Date: 12/13.Sept.2009

w w w . H o r s e S h o w P a t t e r n s . c o m

w w w . H o r s e S h o w P a t t e r n s . c o m



1. Jog A to B
2. At B extend the jog to C
3. Stop at C and perform a 360 degree turn to the left
4. Lope a small, slow circle around C on the left lead
5. Stop at C and perform a 360 degree turn to the right
6. Lope a circle with speed around C on the right lead
7. At C extend the jog to D
8. Stop at D

Walk
Jog	-----
Extended Jog	-----
Lope	—————
Leg Yield	
Lead Change	↙ ↘
Back	←←←←←
Marker	⊙ (B)
Sidepass	←-----→

[WH/3-15]

Pattern Provided by:
Hubertus Jagfeld

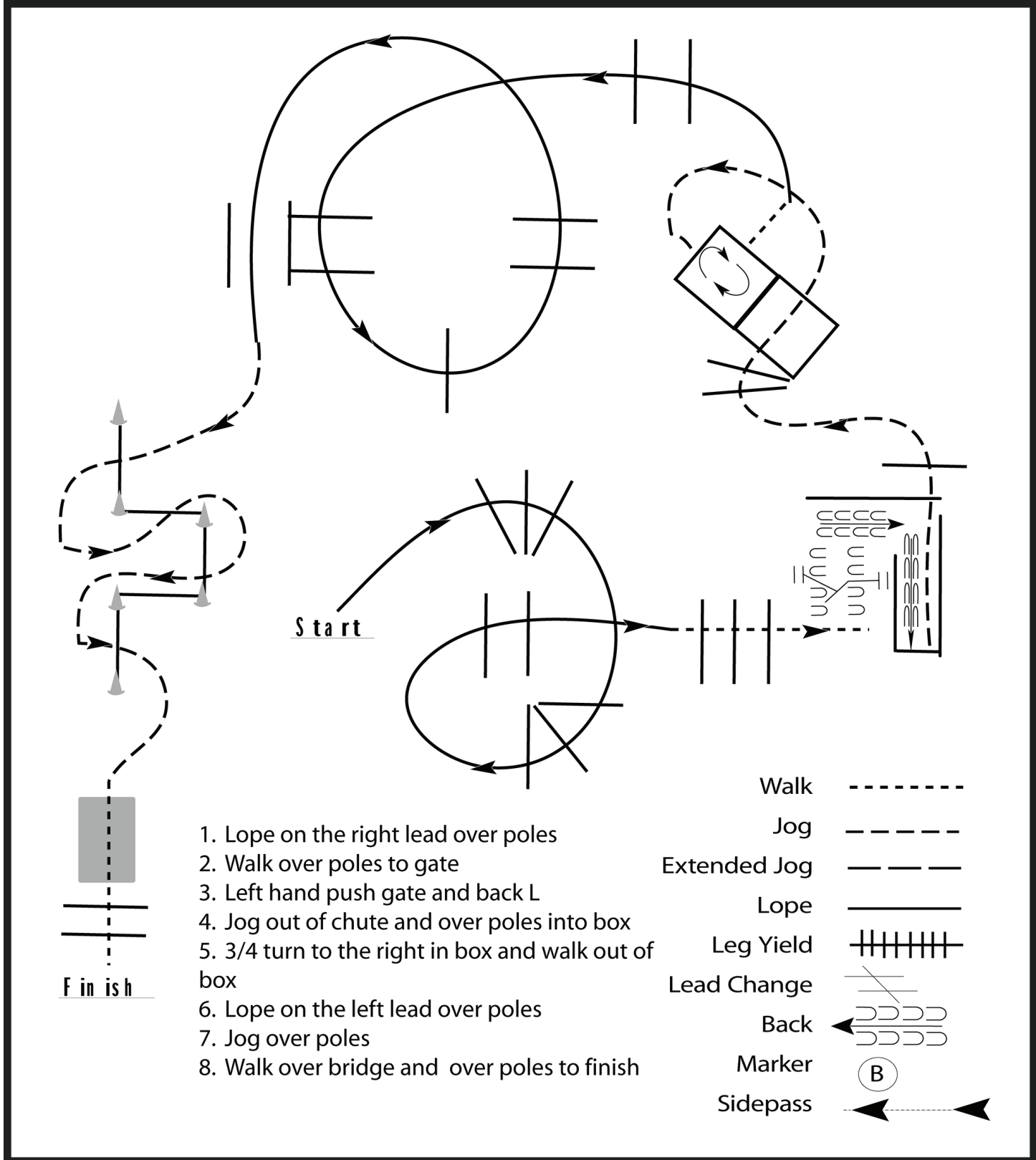
DQHA Team Cup Verden

Trail (Youth/Amateur)

Show Date: 12/13.Sept.2009

www.HorseShowPatterns.com

www.HorseShowPatterns.com



1. Lope on the right lead over poles
2. Walk over poles to gate
3. Left hand push gate and back L
4. Jog out of chute and over poles into box
5. 3/4 turn to the right in box and walk out of box
6. Lope on the left lead over poles
7. Jog over poles
8. Walk over bridge and over poles to finish

Walk
Jog	-----
Extended Jog	- - - - -
Lope	—————
Leg Yield	
Lead Change	///
Back	←←←←←
Marker	(B)
Sidepass	←-----→

[T/3-10]

Pattern Provided by:
Hubertus Jagfeld