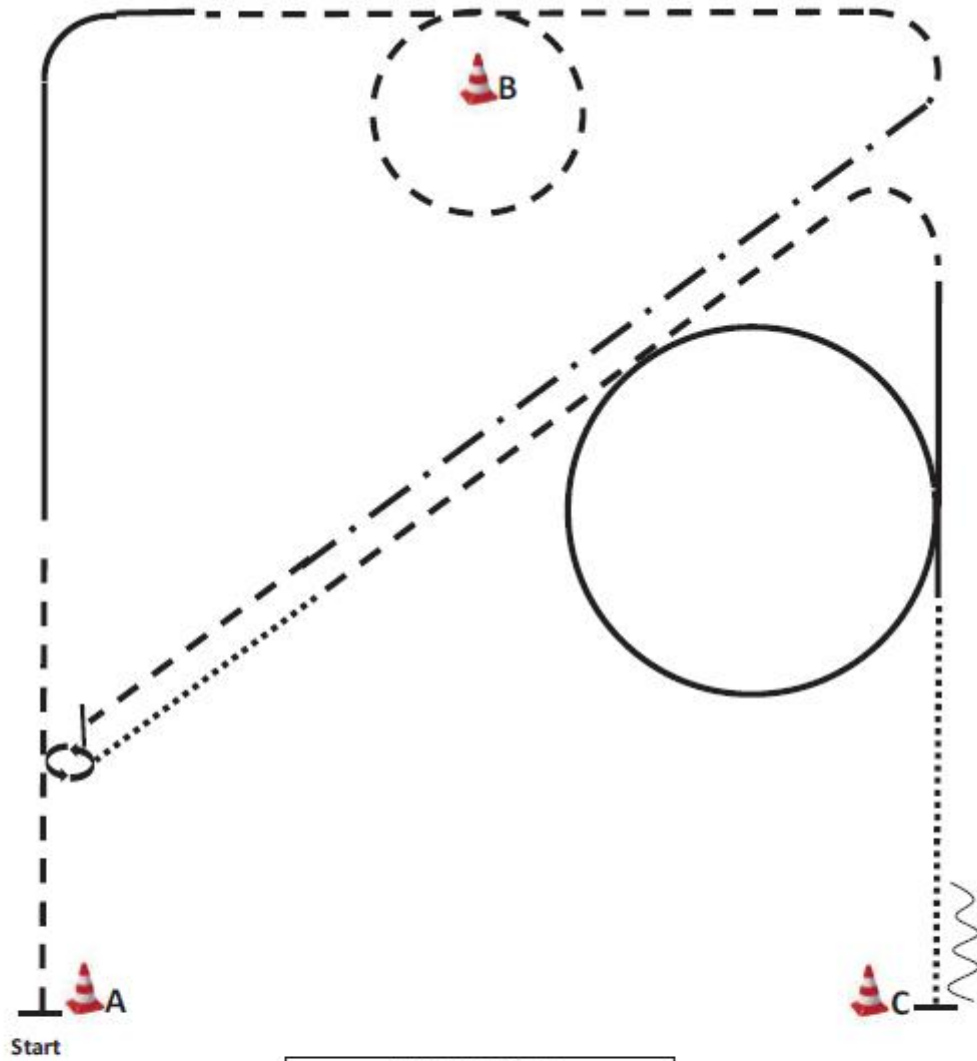


# Western Horsemanship

## Amateur



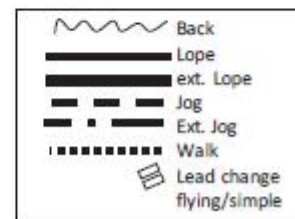
Start

WARM UP AREA

1. Be ready at A, Jog, Lope right lead
2. Jog, Jog very small circle
3. Ext. Jog, Jog, stop.
4. 180° turn (opt. r/l).

5. Walk, Jog.
6. Lope right lead, Lope circle.
7. Walk, stop.
8. Back

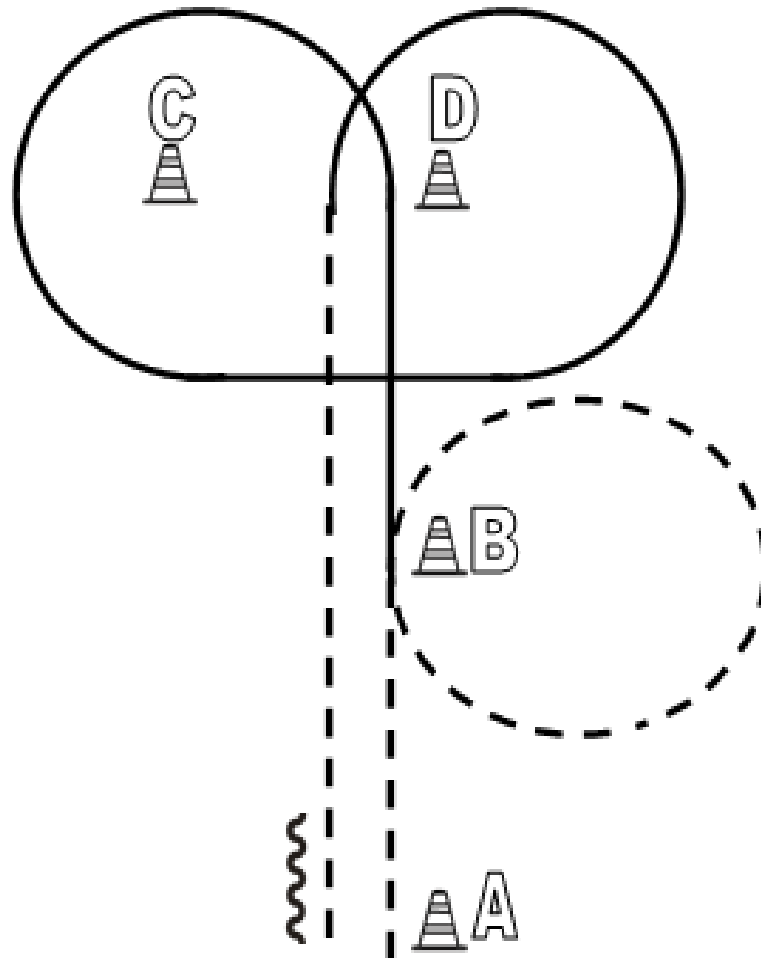
Walk to warm up area.



# Western Horsemanship

L 1 Amateur + Rasseoffen

I



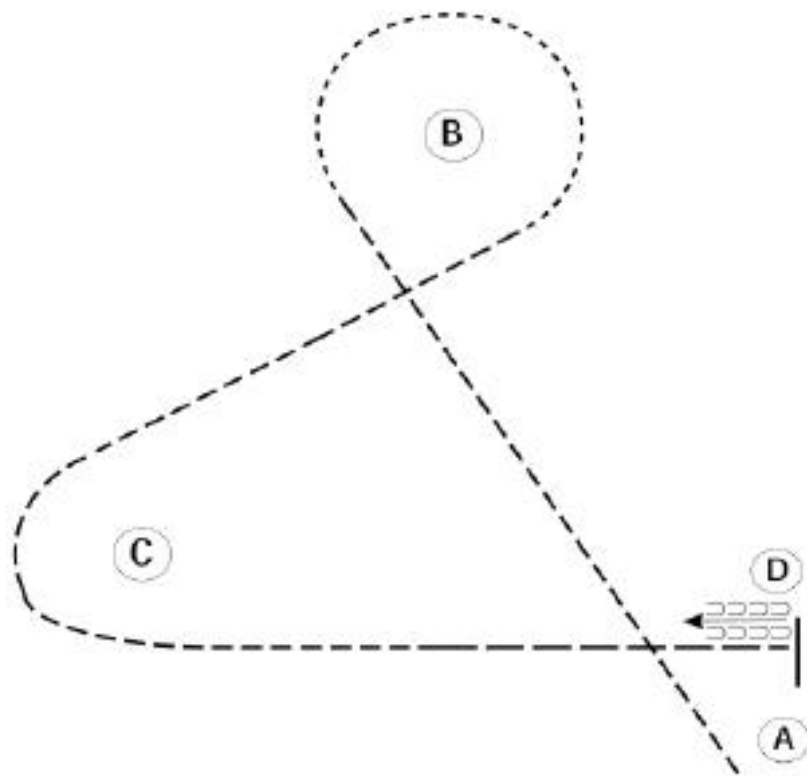
Be ready at A

1. Jog, **Jogvolte**
2. Lope left
3. Jog
4. Stop
5. Back up

Walk to the warmup area

## WT Horsemanship

Rasseoffen + AQHA

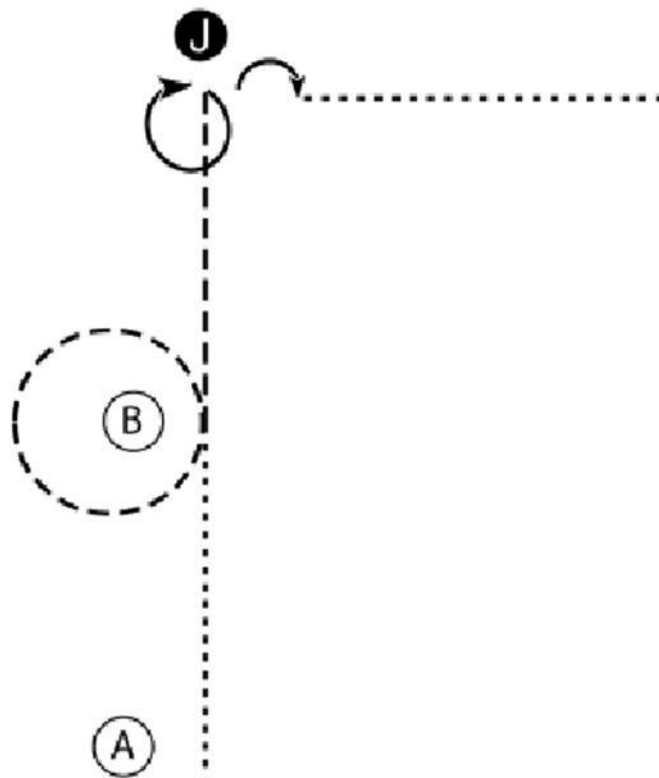


Be ready at A.

1. Jog to B.
2. At B, walk and walk around B.
3. Jog to and around C and to D.
4. Stop at D and back approximately one horse length.

# Showmanship at Halter

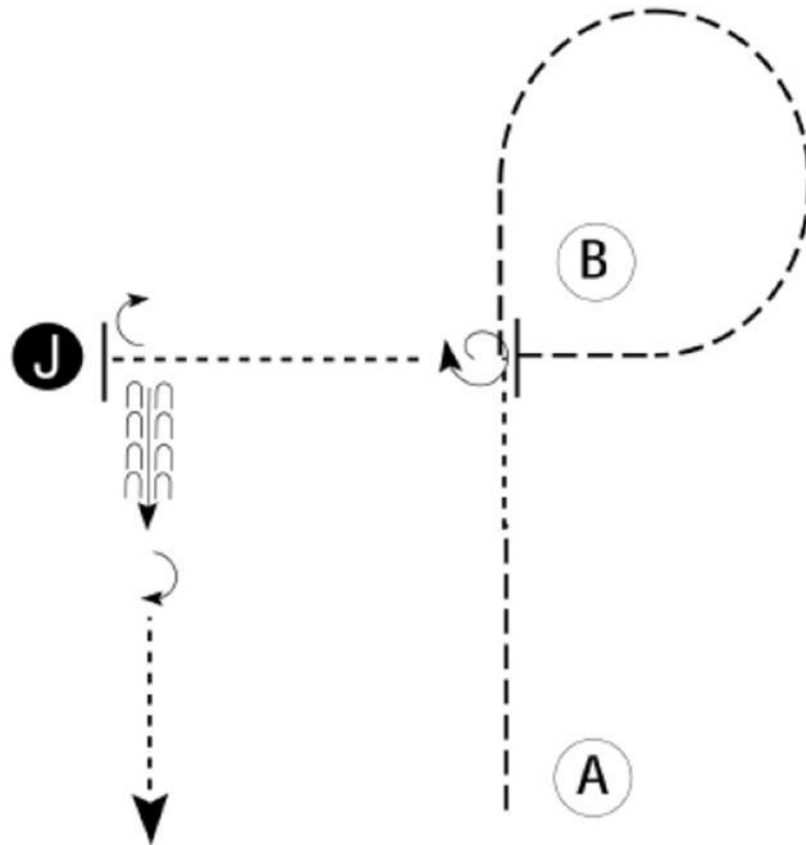
L 1 Amateur



1. Walk from A to B.
2. At B trot. Trot a circle around B and continue to the Judge
3. Stop and perform a 360 degree turn. Set up for inspection.
4. When dismissed perform a 90 degree turn.
5. Walk straight away from the Judge.

# Showmanship at Halter

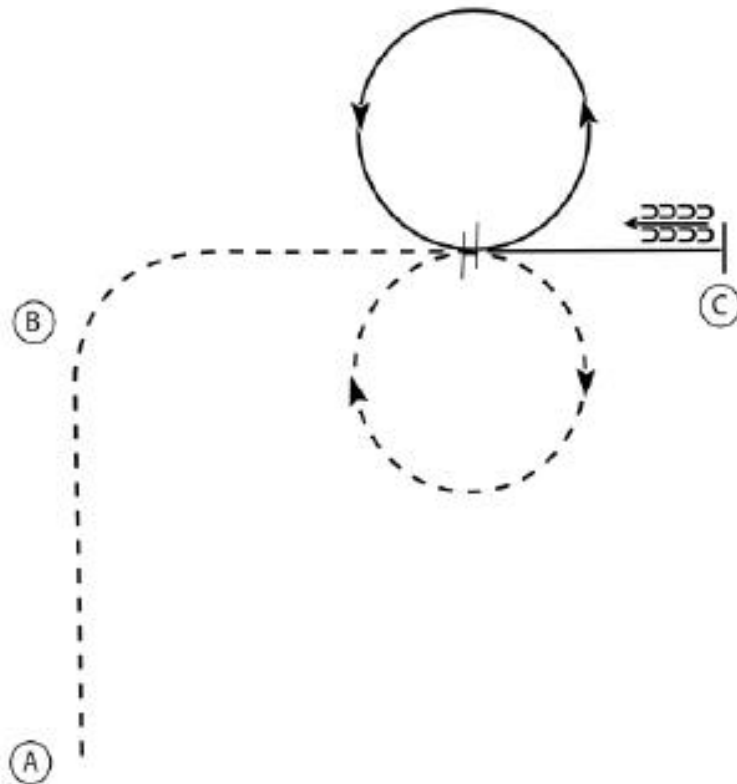
Amateur, Rasseoffen



1. Trot halfway to B.
2. Walk two horse lengths.
3. Trot to and around B as shown.
4. Trot past B and stop. Perform a 360 degree turn.
5. Walk to judge and set up for inspection.
6. When dismissed, perform a 90 degree turn and back approximately 2 horse lengths.
7. Perform a 180 degree turn and walk straight away.

# Hunt Seat Equitation

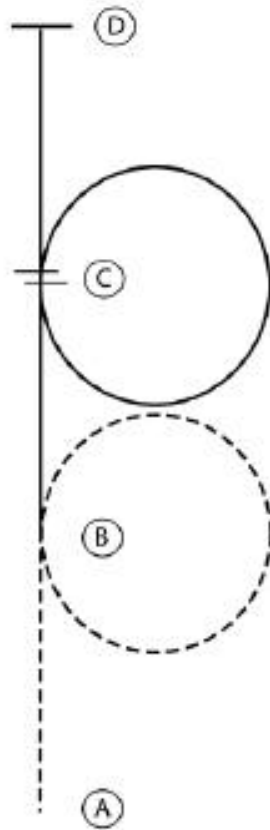
L 1 Amateur



1. Sitting trot A to B.
2. At B posting trot towards C on the left diagonal.
3. Before C posting trot a circle to the right followed by a canter circle to the left on the left lead, continue to C.
4. At C stop and back four steps.

# Hunt Seat Equitation

Amateur



1. Sitting trot A to B.
2. At B posting trot circle to the right around B on the left diagonal.
3. At B canter on the right lead to and in a circle around C.
4. At C perform a simple lead change and continue to D.
5. Stop at D.

## Pattern

### Reining:

L 1 Amateur	Pt. 14
L 1 Open	Pt. 6
Amateur	Pt. 11
Open	Pt. 11
Rasseoffen	Pt. 6

### Western Riding:

L1 Amateur	Level 1 Pt. 3
L 1 Open	Level 1 Pt.3
Open	Pt. 4
Amateur	Pt. 4

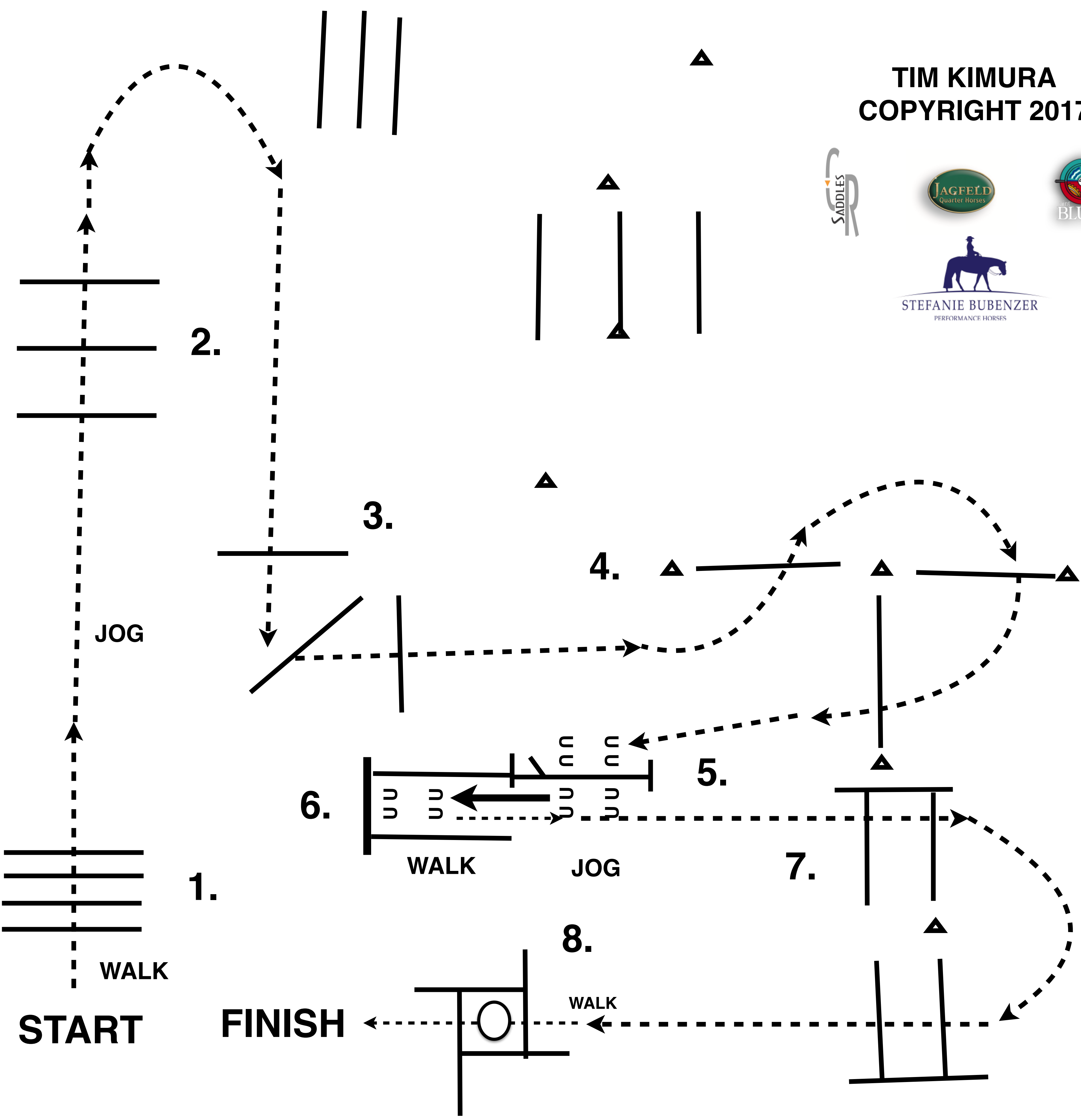
### Ranch Riding:

L1 Amateur	Pt. 3
Amateur, Open, Rasseoffen	Pt. 4



# Trail In Hand + Walk Jog

TIM KIMURA  
COPYRIGHT 2017



1. WALK OVER POLES

2. JOG OVER POLES.

3. JOG OVER POLES.

4. JOG THRU SERPENTINE.

JOG OVER POLES

JOG UP TO GATE.

5. GATE: LH WALK THRU CLOSE.

6. BACK THRU POLES, WALK FOWARD.

7. JOG OVER POLES.

8. STOP OR BREAK TO WALK

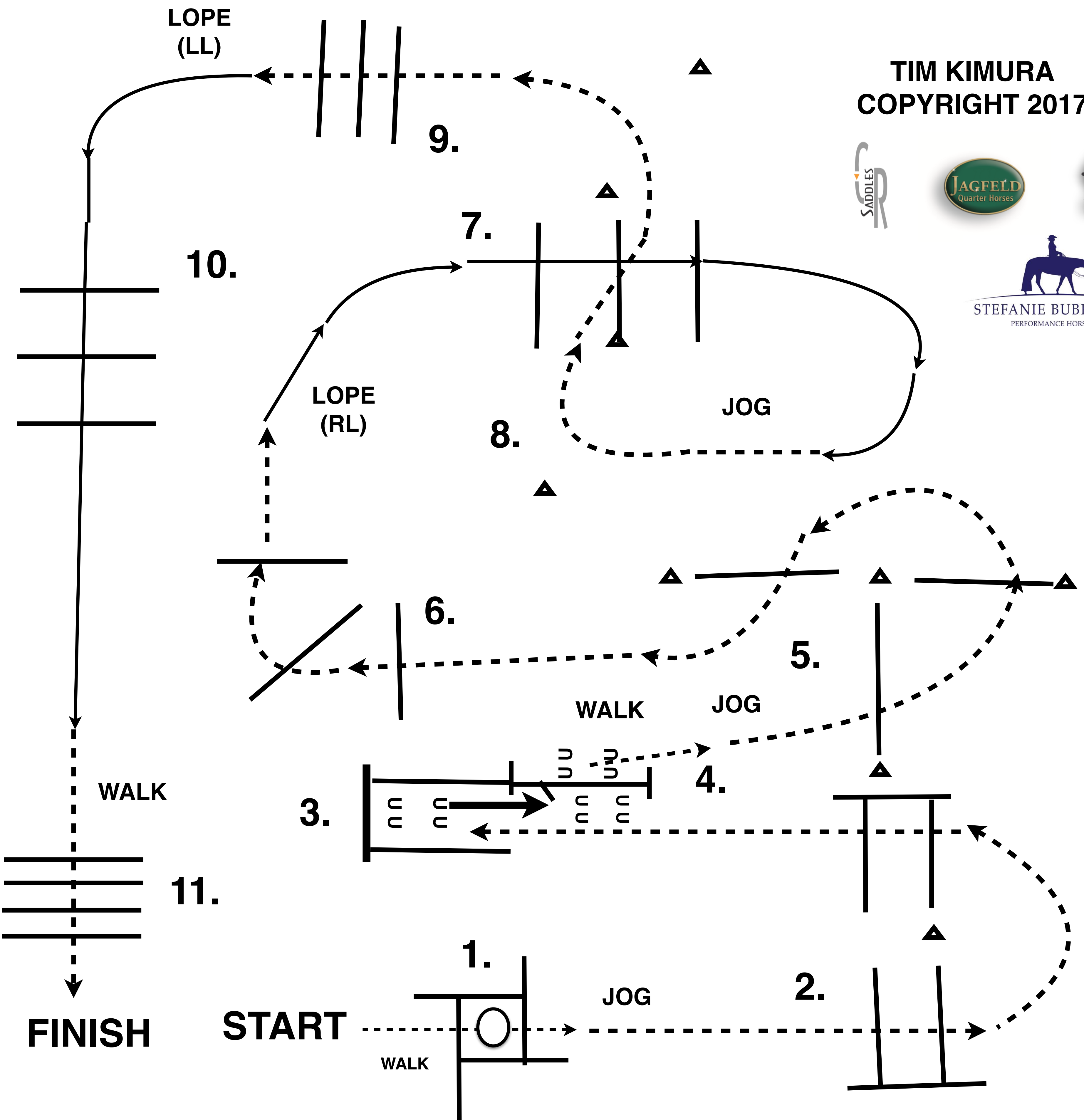
WALK INTO BOX,

EXECUTE A 360 TURN EITHER WAY,

WALK OUT BOX, WALK OVER POLE.

# Trail L1 Amateur + L1 Open + Rasseoffen

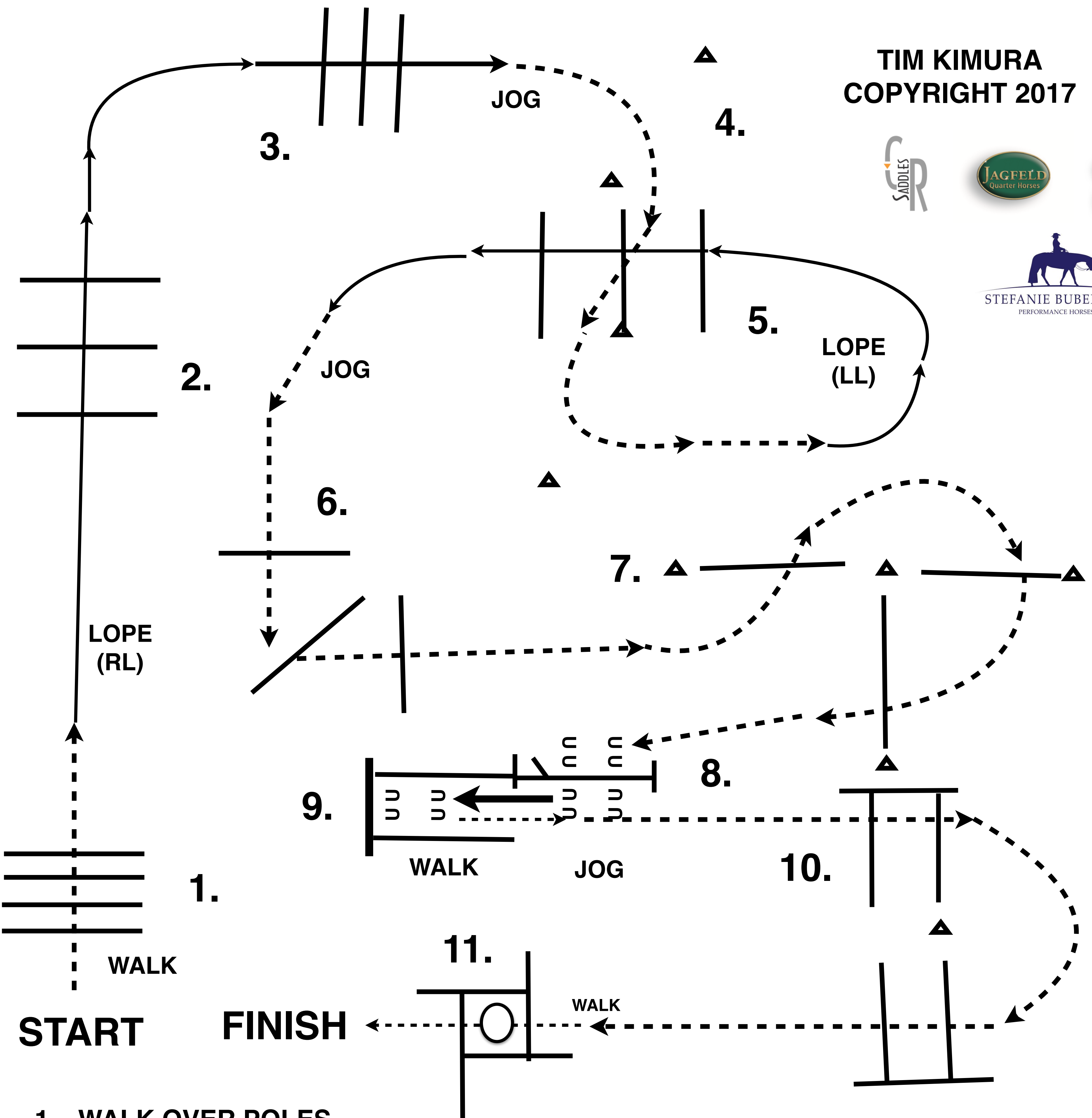
TIM KIMURA  
COPYRIGHT 2017



1. WALK INTO BOX, EXECUTE A 360 TURN EITHER WAY, WALK OUT BOX.
2. JOG OVER POLES
3. JOG INTO CHUTE, BACK TO GATE.
4. GATE: RH OPEN, RIDE THRU WALK OVER POLE, CLOSE. YOU MAY WALK FORWARD.
5. JOG OVER POLES AND AROUND CONES.
6. JOG OVER POLES.
7. LOPE OVER POLES (RL).
8. JOG OVER POLES, JOG THRU SERPENTINE.
9. JOG OVER POLES.
10. LOPE OVER POLES (LL).
11. STOP OR BREAK TO WALK, WALK OVER POLES

# Trail Amateur + Open

TIM KIMURA  
COPYRIGHT 2017



1. WALK OVER POLES
2. LOPE OVER POLES (RL).
3. JOG OVER POLES.
4. JOG THRU SERPENTINE.  
JOG OVER POLES
5. LOPE OVER POLES (LL)
6. JOG OVER POLES.
7. JOG THRU SERPENTINE.  
JOG UP TO GATE.

8. GATE: LH RIDE THRU CLOSE.
9. BACK THRU POLES, WALK FOWARD.
10. JOG OVER POLES.
11. STOP OR BREAK TO WALK  
WALK INTO BOX,  
EXECUTE A 360 TURN EITHER WAY,  
WALK OUT BOX, WALK OVER POLE.