

Pattern

Reining:

LK 1/2 jun.	Pt. 5
LK 2	Pt. 12
LK 1	Pt. 12
LK 3	Pt. 8
M – LK 2/1 A sen.	Pt. 10
M – LK 2/1	Pt. 11

Western Riding:

LK 3	Pt. 6
LK 1	Pt. 6 (Pt.1)
LK 2A	Pt. 6 (Pt.1)
M – LK 2/1 A	Pt. 8 (Pt.4)
M – LK 2/1 B	Pt. 8 (Pt.4)

Superhorse:

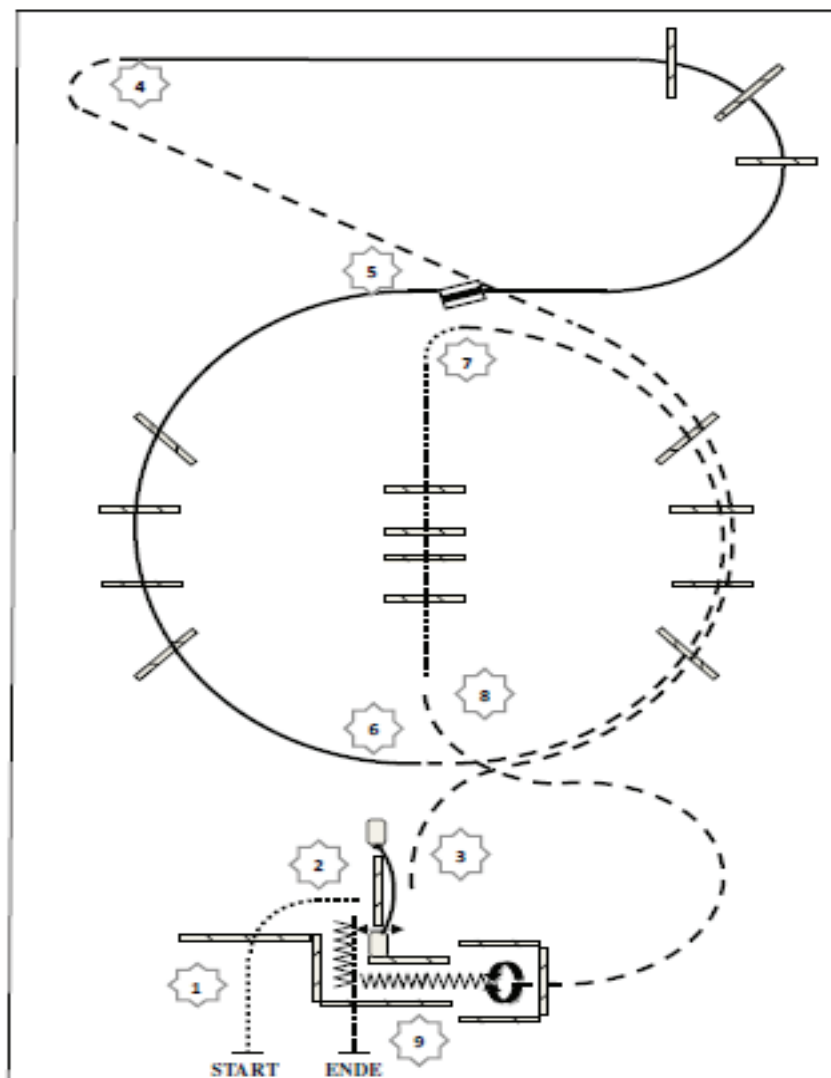
LK 2A, LK 1 A	Pt. 1
M – LK 2/1 A, M – LK 2/1 B	Pt. 2

Jungpferde:

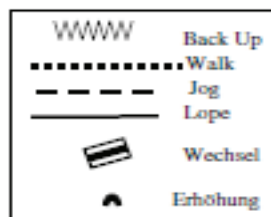
Basis 4 jährig	Pt. 3
Basis 5 jährig	Pt. 4
Trail 4 jährig	Pt. 4
Trail 5 jährig	Pt.5
Reining	Pt. 1
Youngstar Challenge	Pt. 1
Youngstar Reining	Pt. 8

Trail Horse

LK 1/2

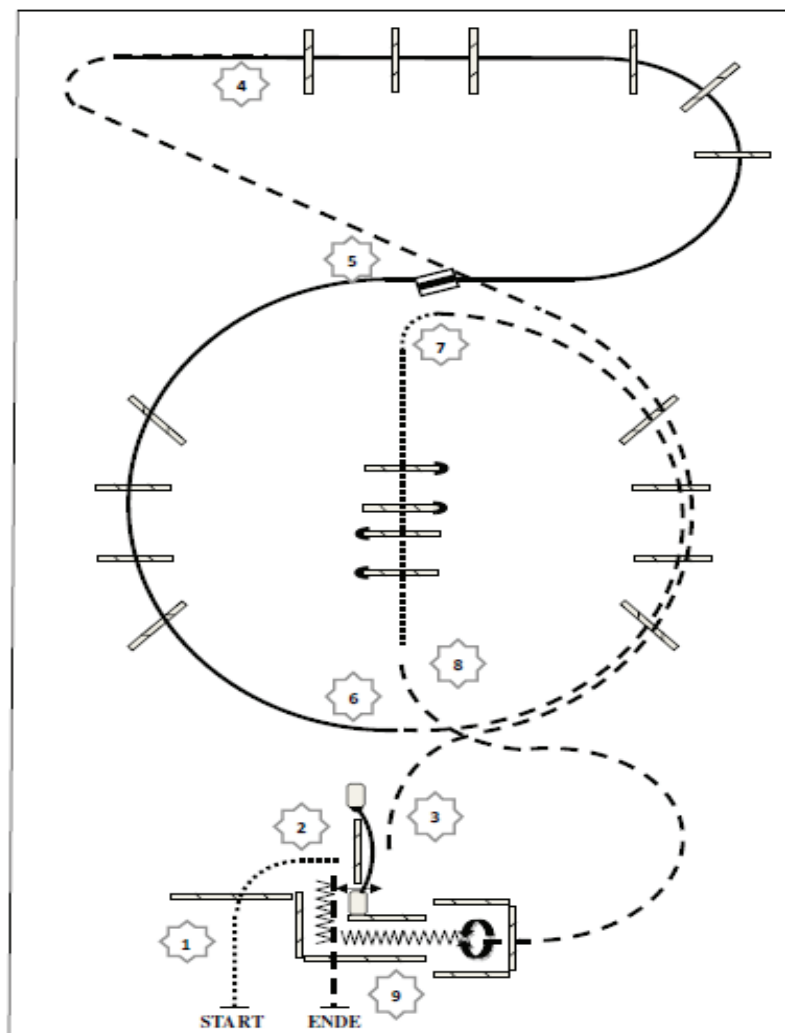


1. Walk over
2. Seiltor mit Stange
3. Jog over
4. Lope over, fliegender o. einfacher Wechsel
5. Lope over
6. Jog over
7. Walk over
8. Jog in Box, 540° Drehung
9. Back up, Walk out, Stop, Ende

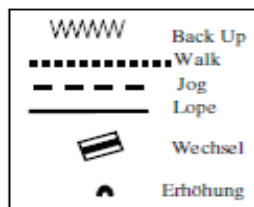


Trail Horse

LK 2 A, LK 1 A

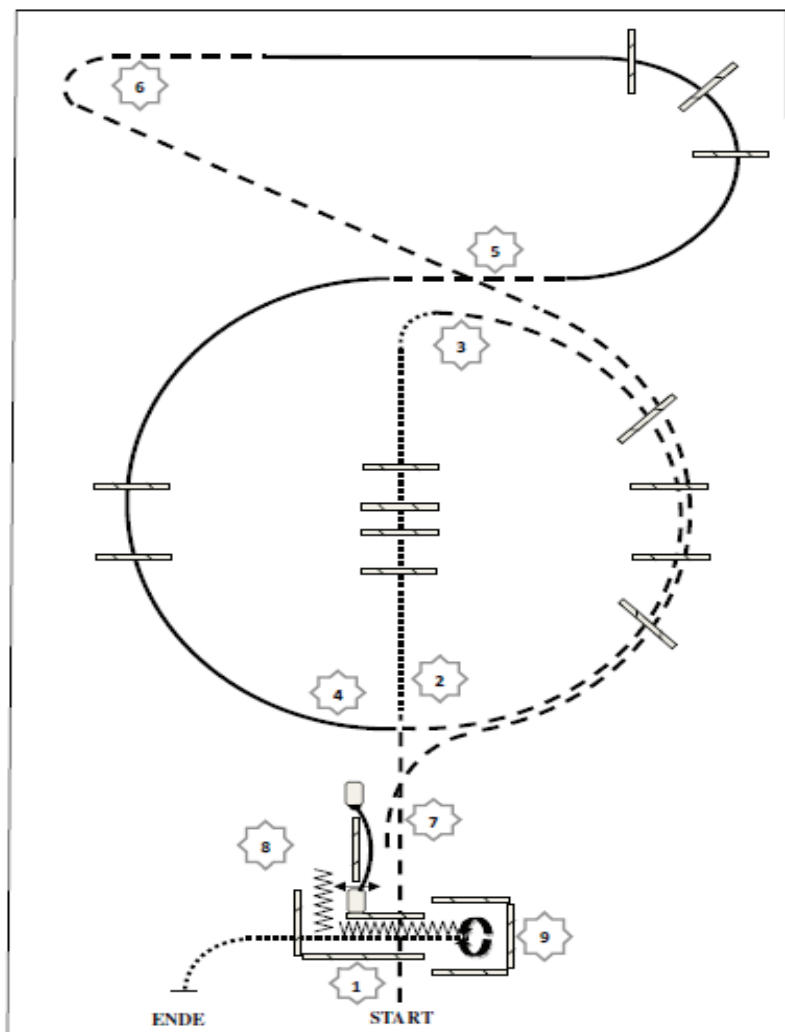


1. Walk over
2. Seiltor mit Stange
3. Jog over
4. Lope over, fliegender o. einfacher Wechsel
5. Lope over
6. Jog over
7. Walk over
8. Jog in Box, 540° Drehung
9. Back up, Jog out, Stop, Ende

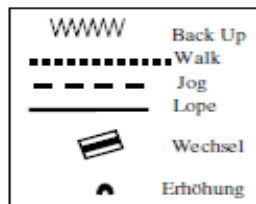


Trail Horse

LK 3 A, LK 3 B

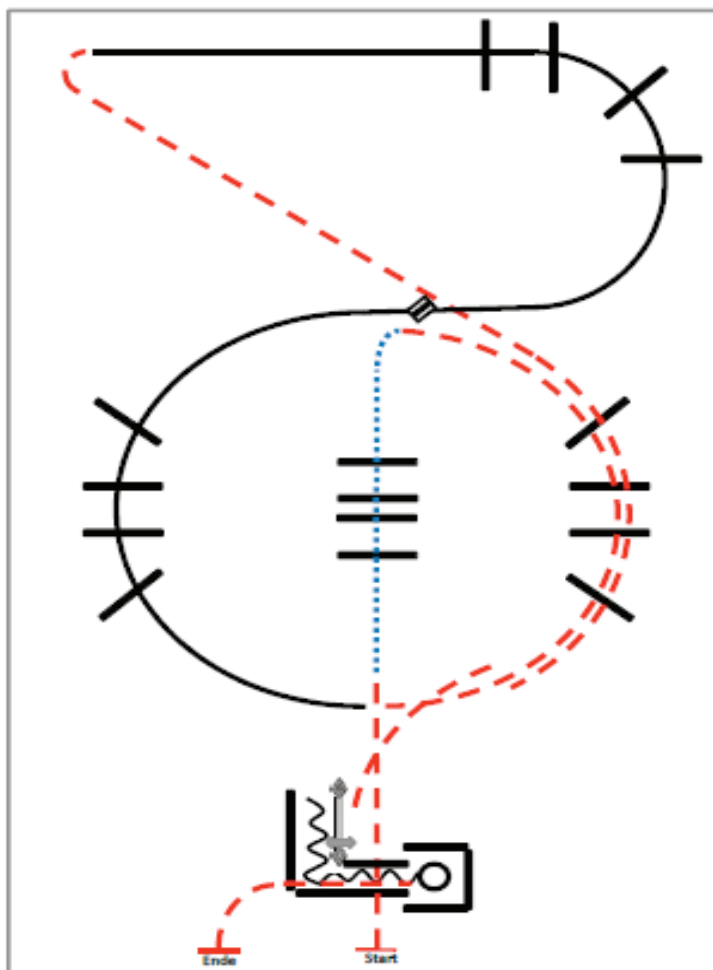


1. Jog over
2. Walk over
3. Jog over
4. Lope over, jog
5. Lope over
6. Jog over
7. Seiltor mit Stange
8. Back up
9. In Box, 360° Drehung, Walk out, Stop, Ende



Trail Horse

M – LK 2/1 jun.

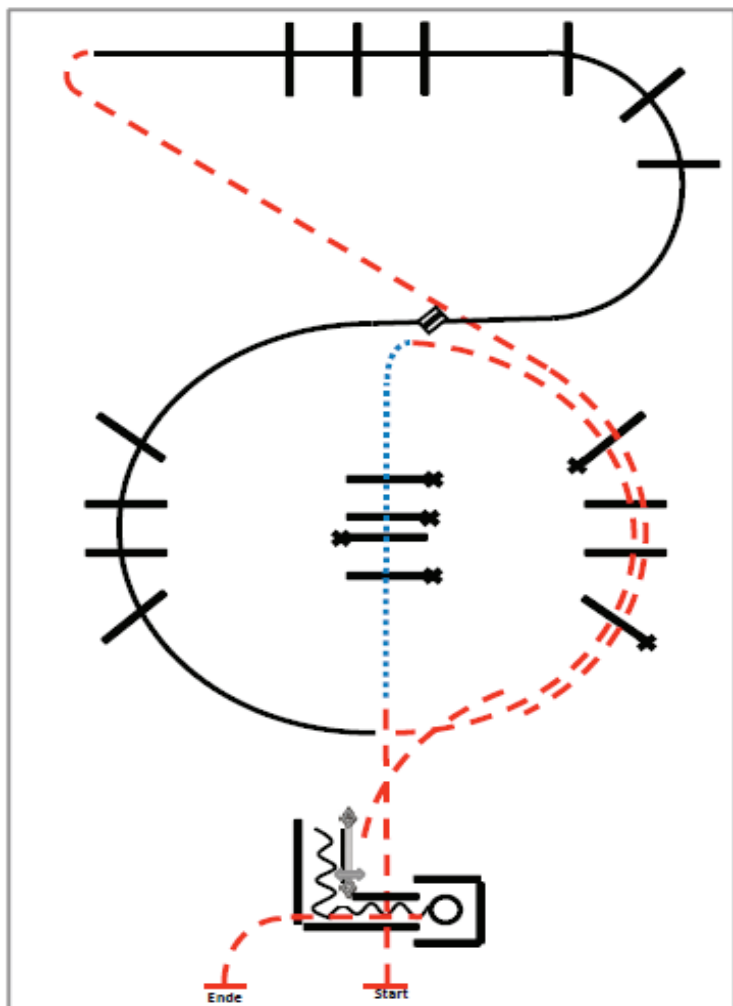


- 1) Jog over.
- 2) Walk over.
- 3) Jog over.
- 4) Lope over, lead change.
- 5) Lope over.
- 6) Jog over.
- 7) Ropegate with pole.
- 8) Back up.
- 9) Box 360 (r.o.l.), jog out, stop.

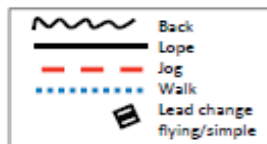


Trail Horse

M – LK 2/1 A, M – LK 2/1 B

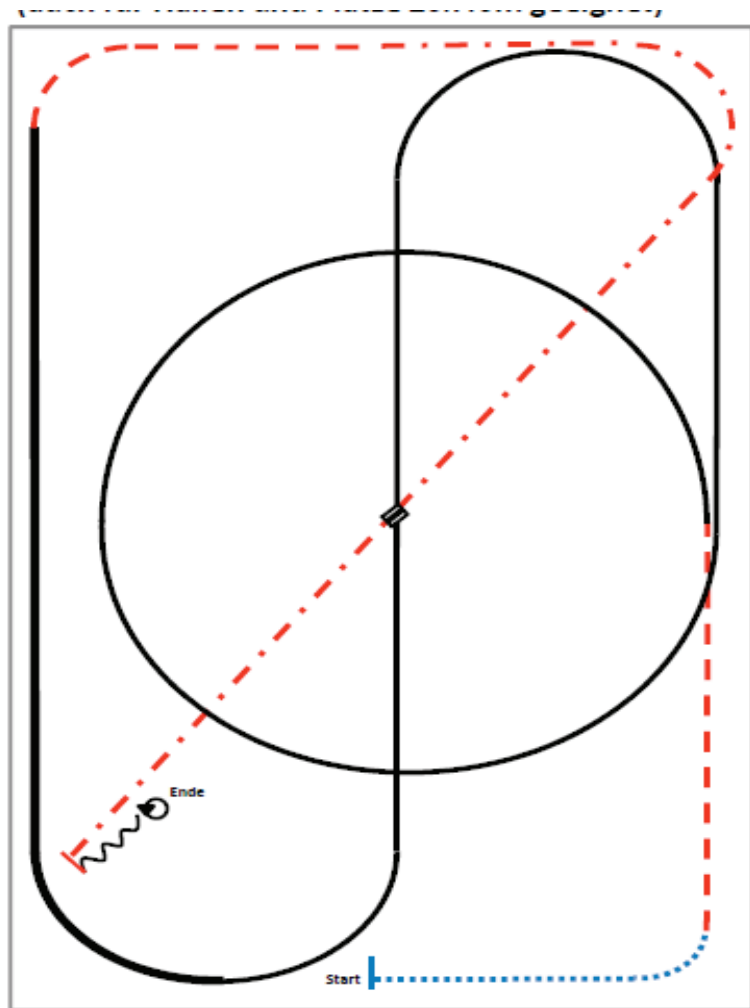


- 1) Jog over.
- 2) Walk over.
- 3) Jog over.
- 4) Lope over, lead change.
- 5) Lope over.
- 6) Jog over.
- 7) Ropegate with pole.
- 8) Back up.
- 9) Box 360 (r.o.l.), jog out, stop.

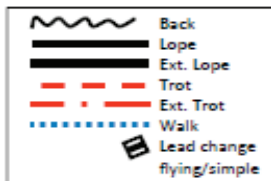


Ranch Riding

LK 3 A, LK 3 B

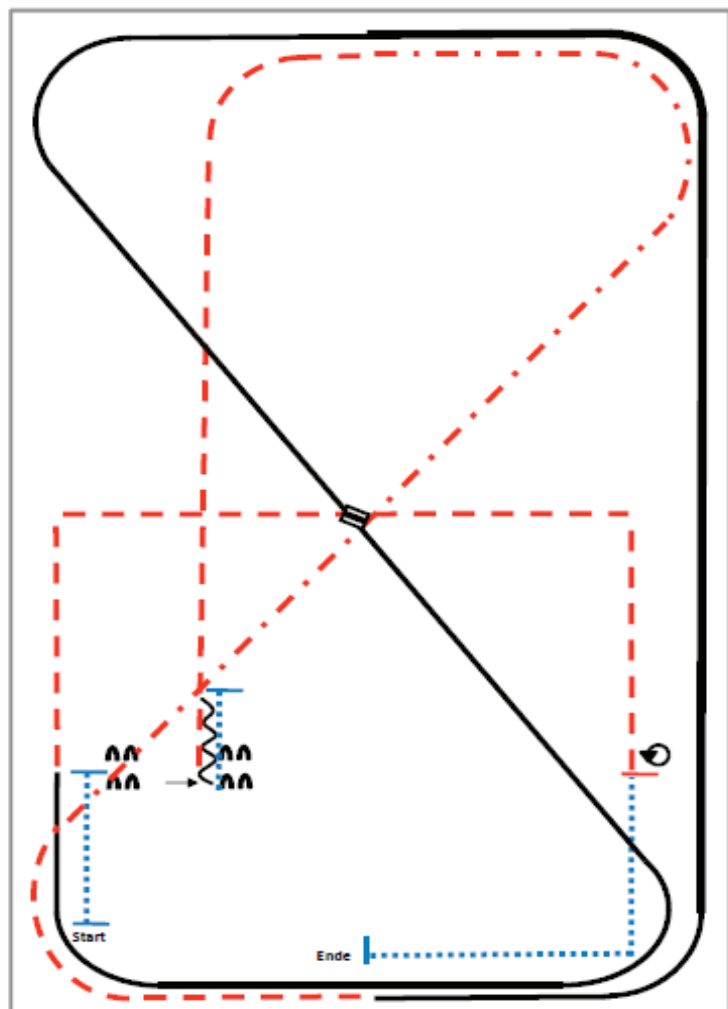


- 1) Walk.
- 2) Trot.
- 3) Lope left lead circle, lope.
- 4) Lead change in the center.
- 5) Lope right lead.
- 6) Extended lope.
- 7) Trot.
- 8) Extended trot.
- 9) Stop, back.
- 10) 360° turns each direction either way first.

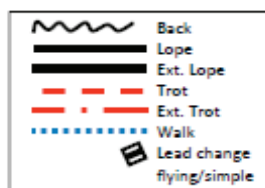


Ranch Riding

LK 1 A sen., LK 2 A sen., LK 1/2 B

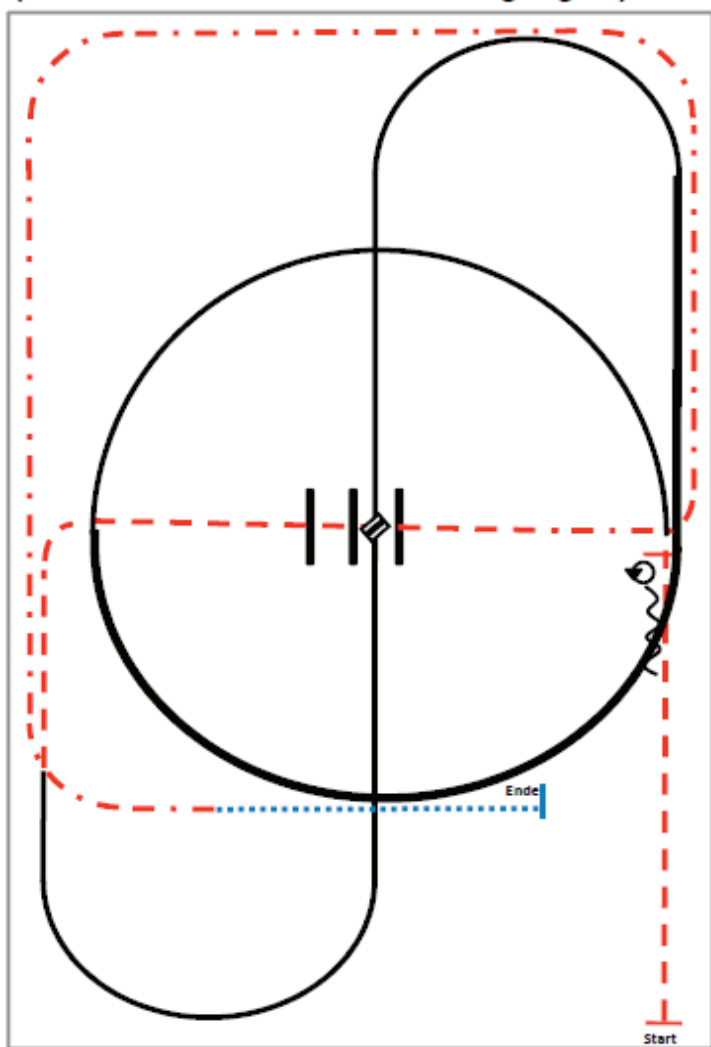


- 1) Walk, stop.
- 2) Sidepass right.
- 3) Walk, stop, back.
- 4) Trot.
- 5) Extended trot, trot.
- 6) Lope left lead.
- 7) Extended lope, lope.
- 8) Lead change.
- 9) Lope right lead.
- 10) Trot corners.
- 11) Stop, 360° turn left or right, walk, stop.

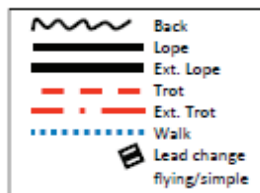


Ranch Riding

LK 1/2 jun.

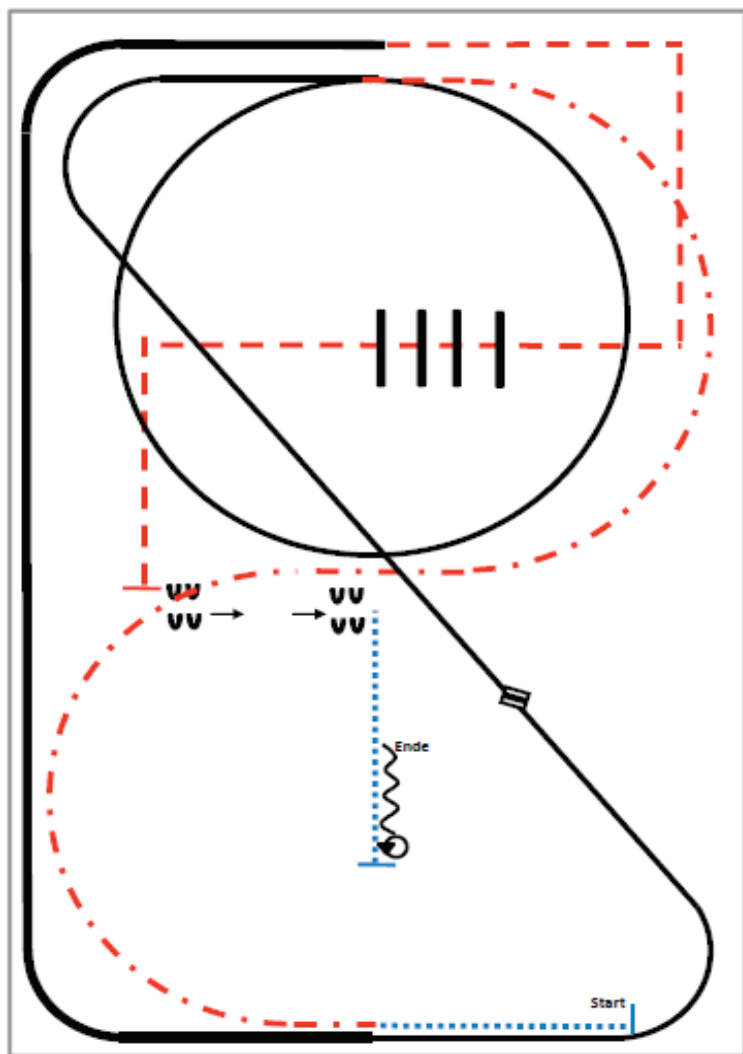


- 1) Trot.
- 2) Stop, 180° turns each direction either way first.
- 3) Back.
- 4) Lope left lead.
- 5) Extended lope, lope.
- 6) Lead change.
- 7) Lope right lead.
- 8) Trot, trot over.
- 9) Extended trot.
- 10) Walk, stop.

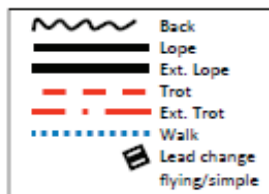


Ranch Riding

M – LK 2/1 jun

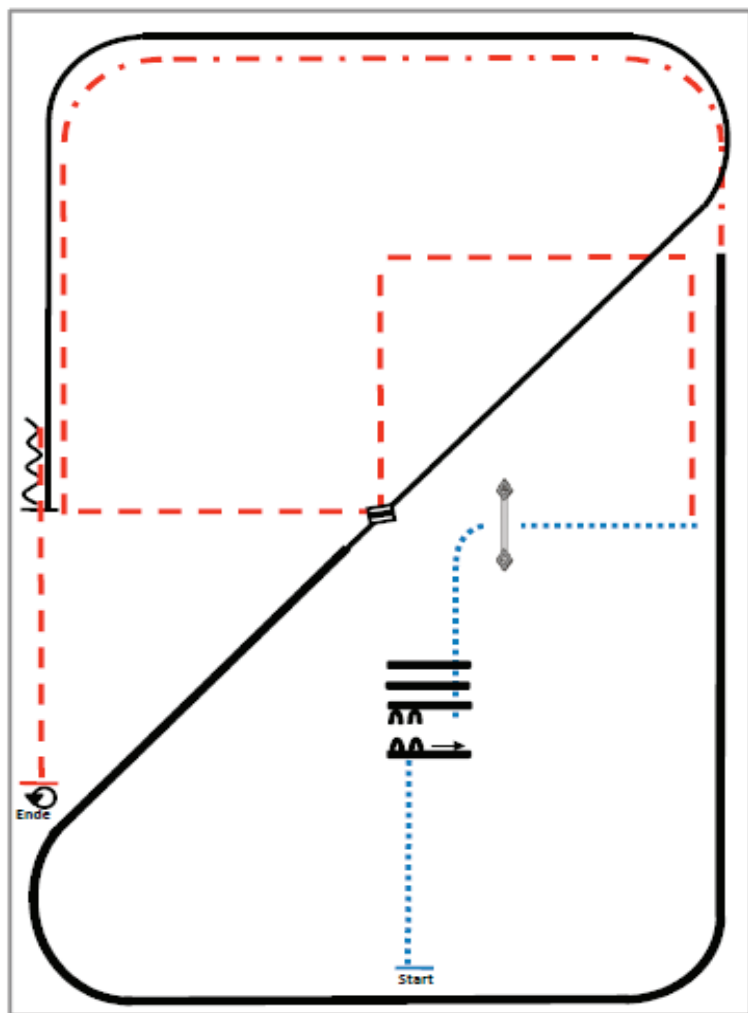


- 1) Walk.
- 2) Extended trot, trot.
- 3) Lope left lead one circle, lope left lead.
- 4) Lead change.
- 5) Lope right lead.
- 6) Extended lope.
- 7) Trot corners.
- 8) Trot over, trot.
- 9) Stop, sidepass left.
- 10) Walk, stop.
- 11) 360° turn right or left, back.










Ranch Riding

M – LK 2/1 A sen., M – LK 2/1 B

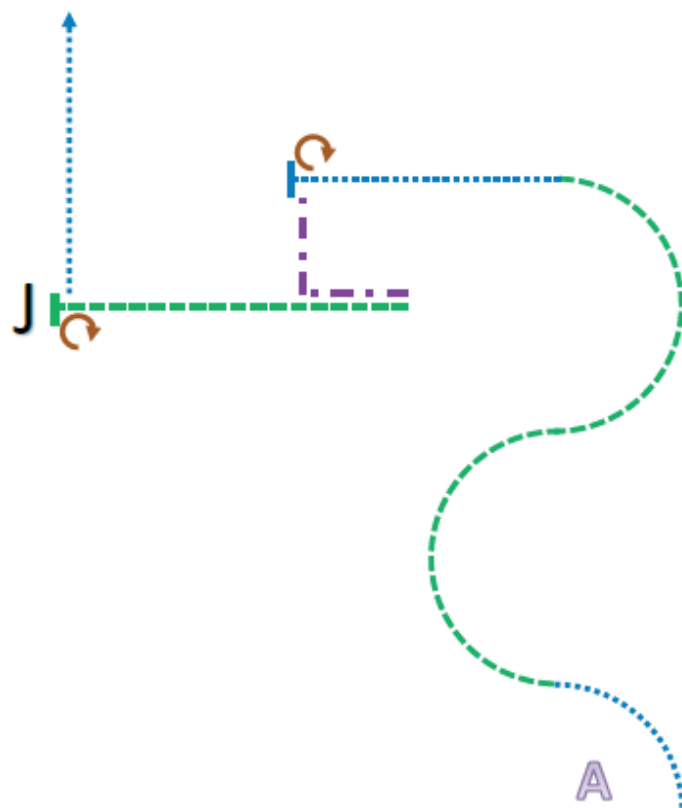


- 1) Walk
- 2) Walk in, sidepass right, walk over.
- 3) Gate, walk.
- 4) Trot corners through the center of the arena.
- 5) Extended trot around the end of the arena.
- 6) Extended lope right lead, lope right lead
- 7) Lead change in the center of the arena.
- 8) Lope left lead.
- 9) Stop, back.
- 10) Trot, stop, 360° turns each direction either way first.

	Back
	Lope
	Ext. Lope
	Trot
	Ext. Trot
	Walk
	Lead change flying/simple

Showmanship at Halter

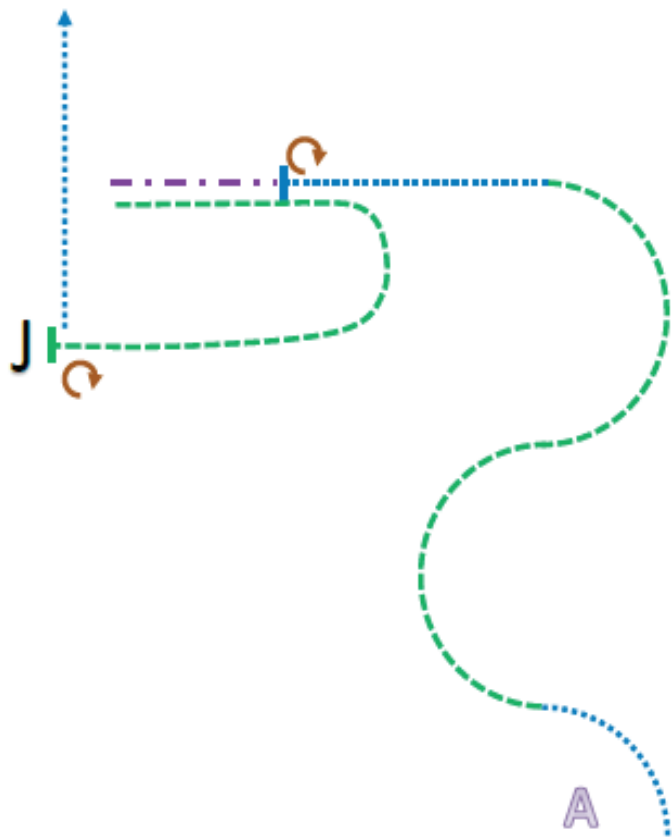
LK 1, LK 2



- 1) Walk to top of A then trot a half circle to the right
- 2) Then trot a half circle to the left as shown then walk approximately 2 horse lengths
- 3) Stop and perform a $1\frac{1}{4}$ turn
- 4) Back up in an L as shown
- 5) Trot to the judge and set up for inspection
- 6) When dismissed perform a $\frac{1}{4}$ turn and walk to exit

Showmanship at Halter

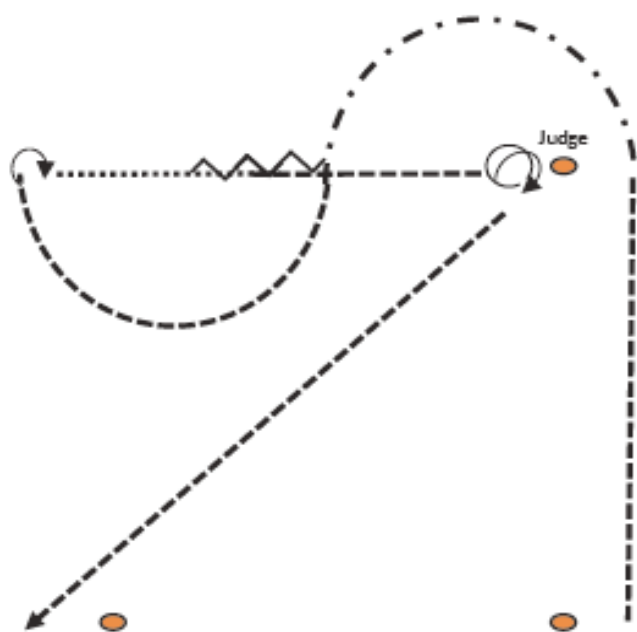
LK 3



-
- 1) Walk to top of A then trot a half circle to the right
 - 2) Then trot a half circle to the left as shown then walk approximately 2 horse lengths
 - 3) Stop and perform a $\frac{1}{4}$ turn
 - 4) Back up approximately 1 horse length
 - 5) Trot as shown to the judge and set up for inspection
 - 6) When dismissed perform a $\frac{1}{4}$ turn and walk to exit

Showmanship at Halter

M – LK 2/1 A, M – LK 2/1 B

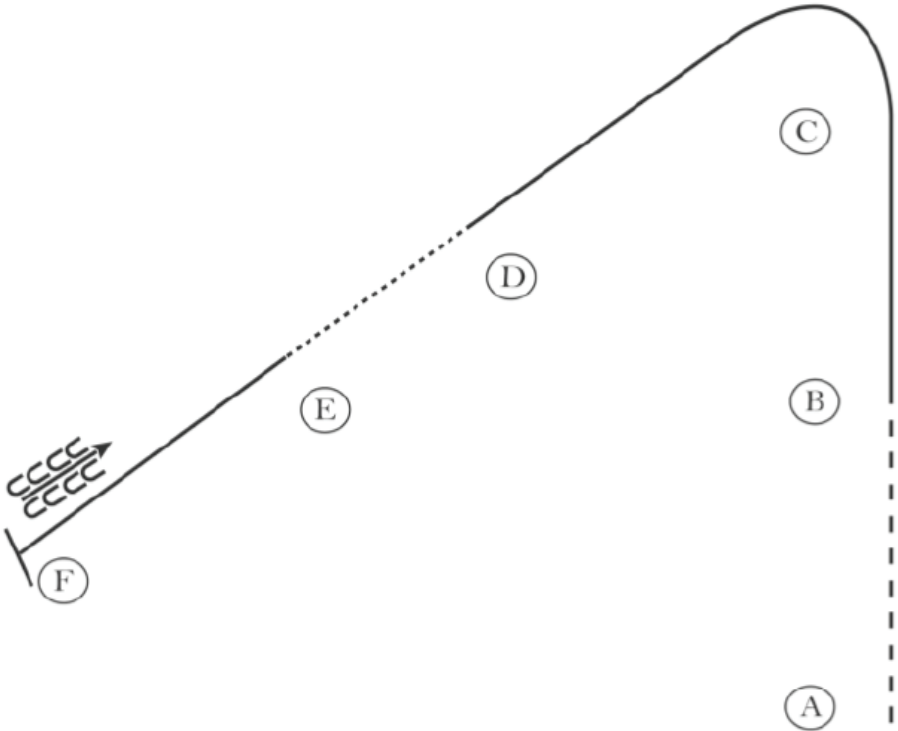


Start at marker

1. Jog
 2. $\frac{1}{2}$ circle extended jog to the left
 3. $\frac{1}{2}$ circle regular jog to the right
 4. Stop, turn 90°
 5. Walk half way to judge
 6. Stop back up 2 horse length
 7. Jog to judge, stop
 8. Set up for inspection
 9. Turn 495°
 10. Jog straight line, diagonal to marker
- Exit at jog

Western Horsemanship

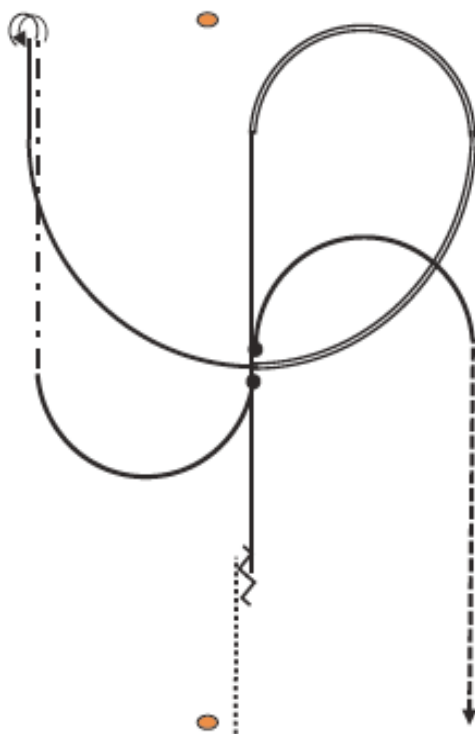
LK 3 A, LK 3 B



1. Jog A to B.
2. At B lope on the left lead around C to D.
3. At D walk to E.
4. At E lope on the right lead to F.
5. At F stop and back 4 steps.

Western Horsemanship

M – LK 2/1 A, M – LK 2/1 B



Be ready at marker

1. Walk straight line $\frac{1}{2}$ way to center of the arena
 2. Stop, back up 4 steps
 3. Lope straight right lead, extend lope on a circle to the center of the arena
 4. Regular lope on $\frac{1}{4}$ circle
 5. Stop when even with marker, turn $1 \frac{1}{2}$ left
 6. Extended jog on a straight line until even with center
 7. Lope left lead $\frac{1}{2}$ circle, change leads (simple or flying)
 8. Lope right lead $\frac{1}{2}$ circle
 9. When even with center jog straight line to the end of the arena
- Exit at jog